

ATLAS

SINCE 1919



LOADER CRANE AK 172.3E



MADE
IN
GERMANY

**ECONOMICAL,
FLEXIBLE,
STRONG**



max: 14770 lbs



max: 54.4 ft



max: 4496 psi

WWW.ATLASGMBH.COM

EQUIPMENT OPTIONS



Our cranes are certified to
DIN EN ISO 9001 : 2008.

Easily visible
LED operation
status indication.




Tools



Brick Stack Grapples



Quickly mountable
grab head piece.



Cable winch



Orange Peel Grapple



Grabber



Pallet Fork





Brightly illuminated LED headlight for high visibility in the working area.



The automatic central lubrication system guarantees lubrication process in regular intervals. Optionally as a semi- or a complete system. Easy to maintain and time-saving.



The oil cooler with a thermal switch enables the long and continual work of the crane in cases of extreme and hard tasks.



Easy operation of the safety hook for the lateral latching device of the outrigger support.

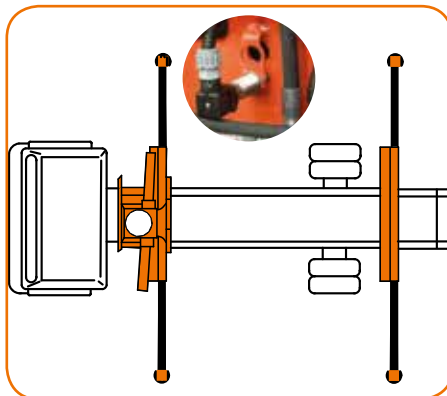
AVAILABLE & COST EFFECTIVE

EQUIPMENT OPTIONS



Monitoring of the stabilizing support

(EAW) in accordance with EN 12999.



Electr. monitoring of the stabilizing support wide and the slewing range.





AHMEKO
STANDSICHERHEITSSYSTEM

Stability control for truck cranes






Oil Tank



Hose reel for good coils of hoses.



Internal hose routing, good protection for hoses.



Quick-release couplings for quick tool changes.

SUPPORTING LEGS

ATLAS proposes various design versions depending on the requirements for support in the relevant situation. The ATLAS typical square outriggers guarantee the highest level of stability.




Additional outriggers

LED light strips on the supporting leg for increased safety.



Screw-on supporting leg.



Screw-on supporting leg.



Support leg automatically slewed through rack and pinion.



Square supporting leg, weldable.

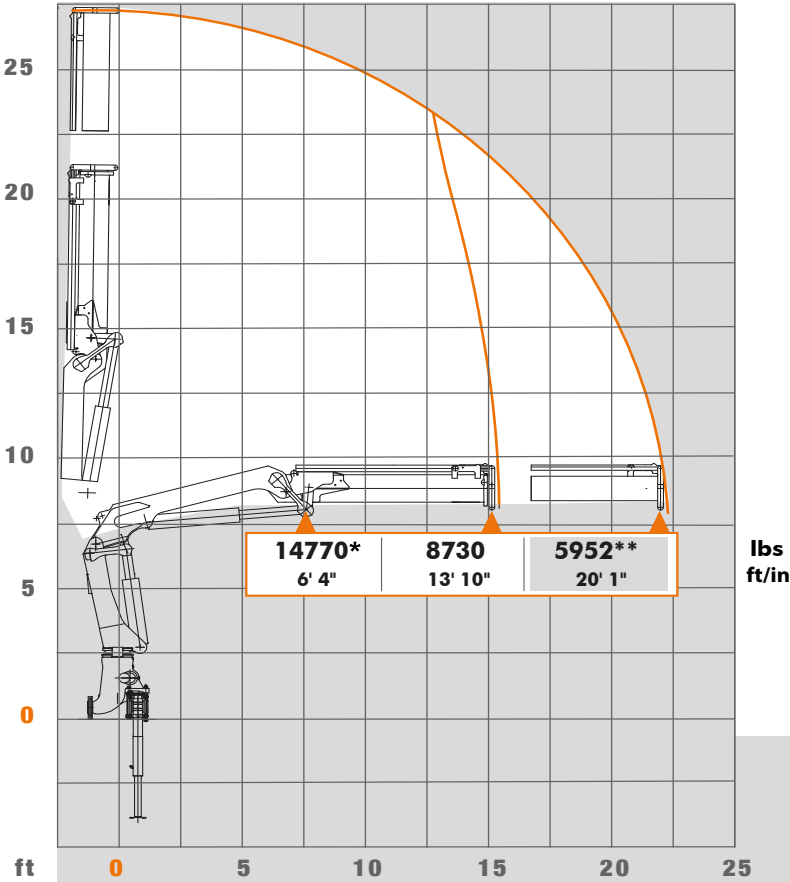


Manually operated 180° swivelling cylinder-tube support. Swivable support for easy swivel by a pneumatic spring.



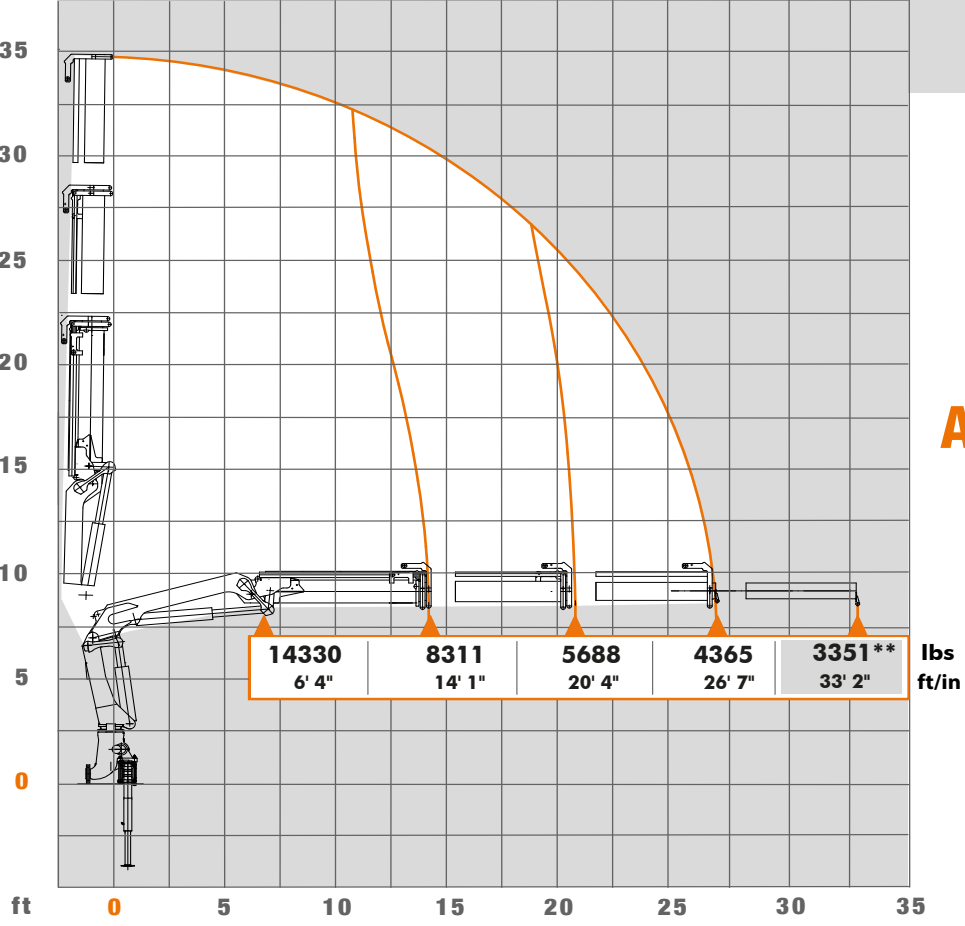
AVAILABLE & COST EFFECTIVE

Load Diagrams



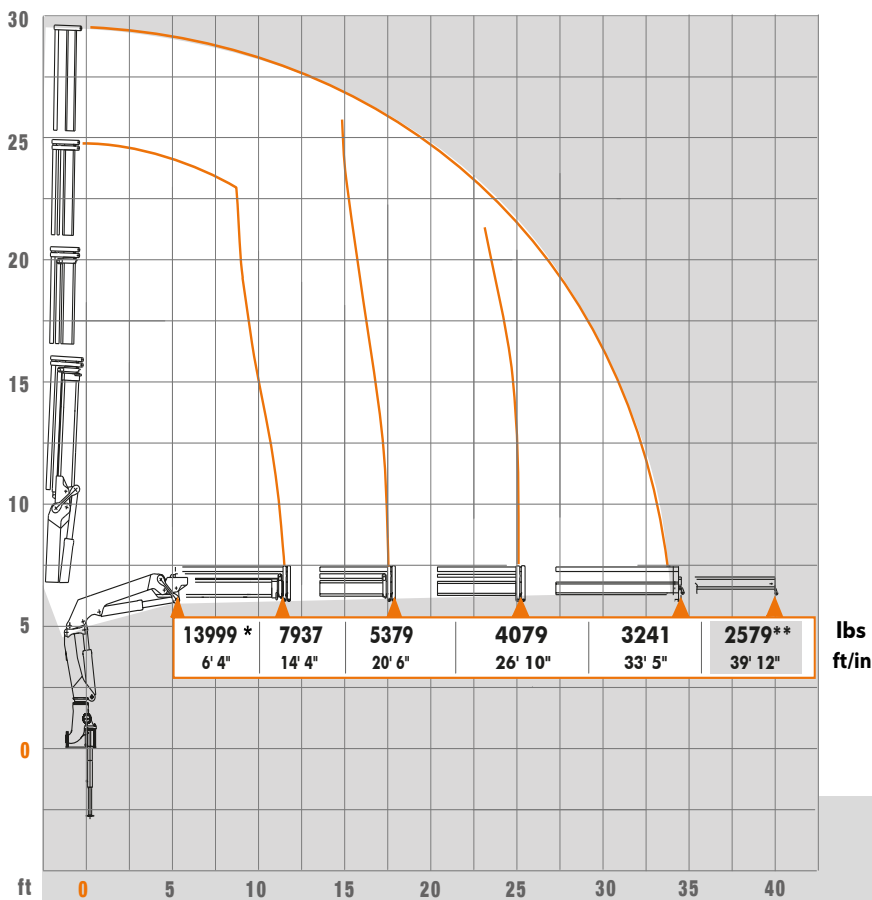
AK 172.3E
A1-20' 6"/1/V101

****** - Optional { Manual extension
***** ----- { additional load hook point at jib
Boom position 15°



AK 172.3E
A2-26' 7"/2/V102

Load Diagrams

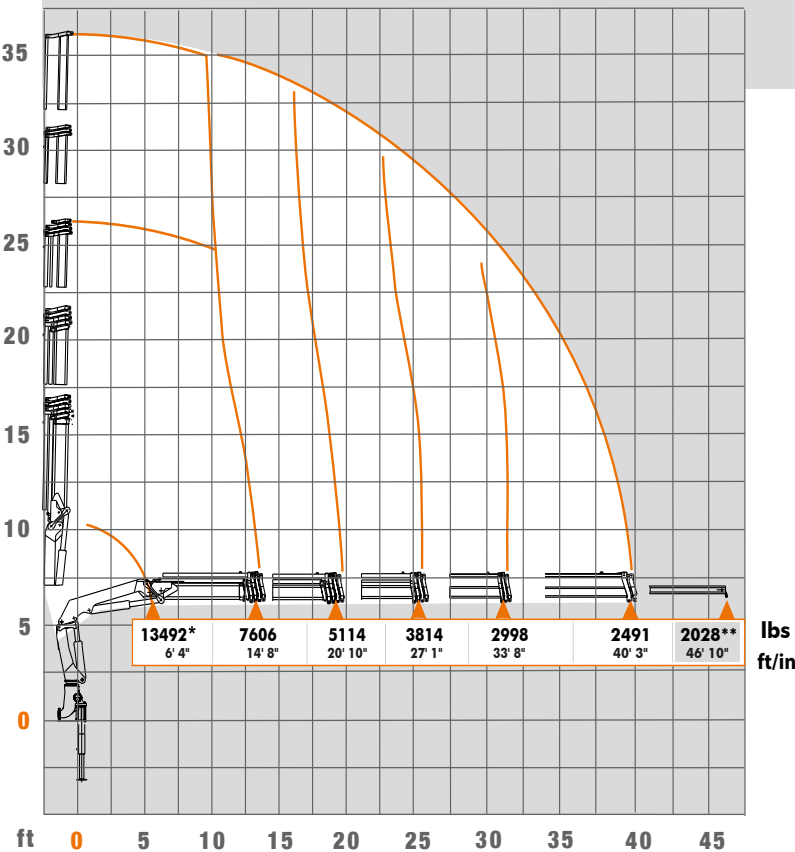


AK 172.3E

A3-33' 5"/3/V103

- ** - Optional { Manual extension
- * ----- { additional load hook point at jib

Boom position 15°

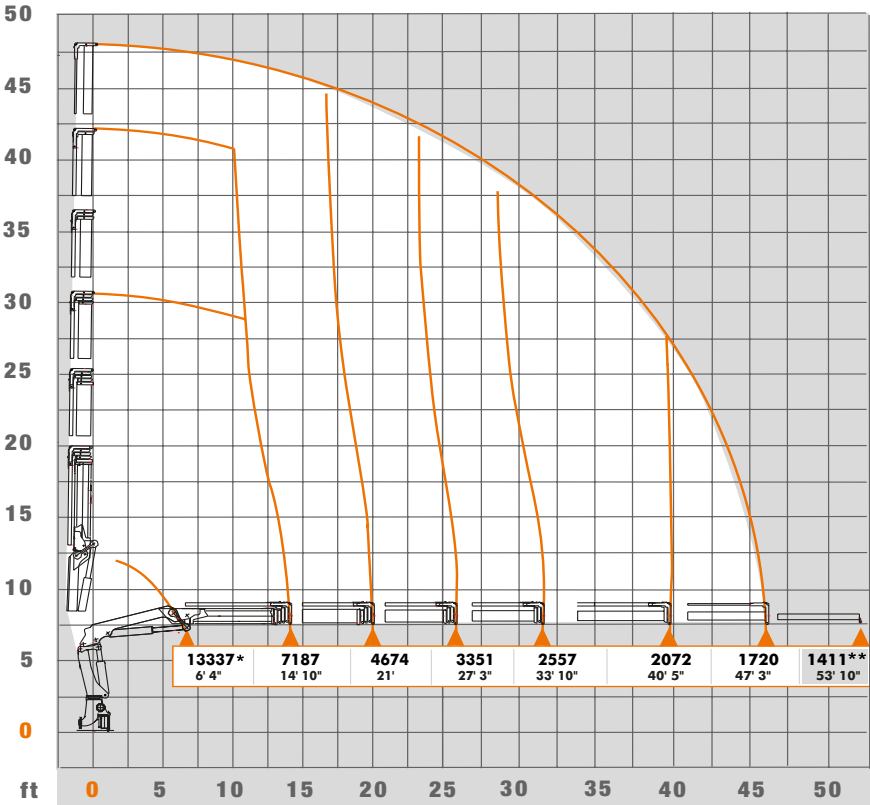


AK 172.3E

A4-40' 3"/4/V104

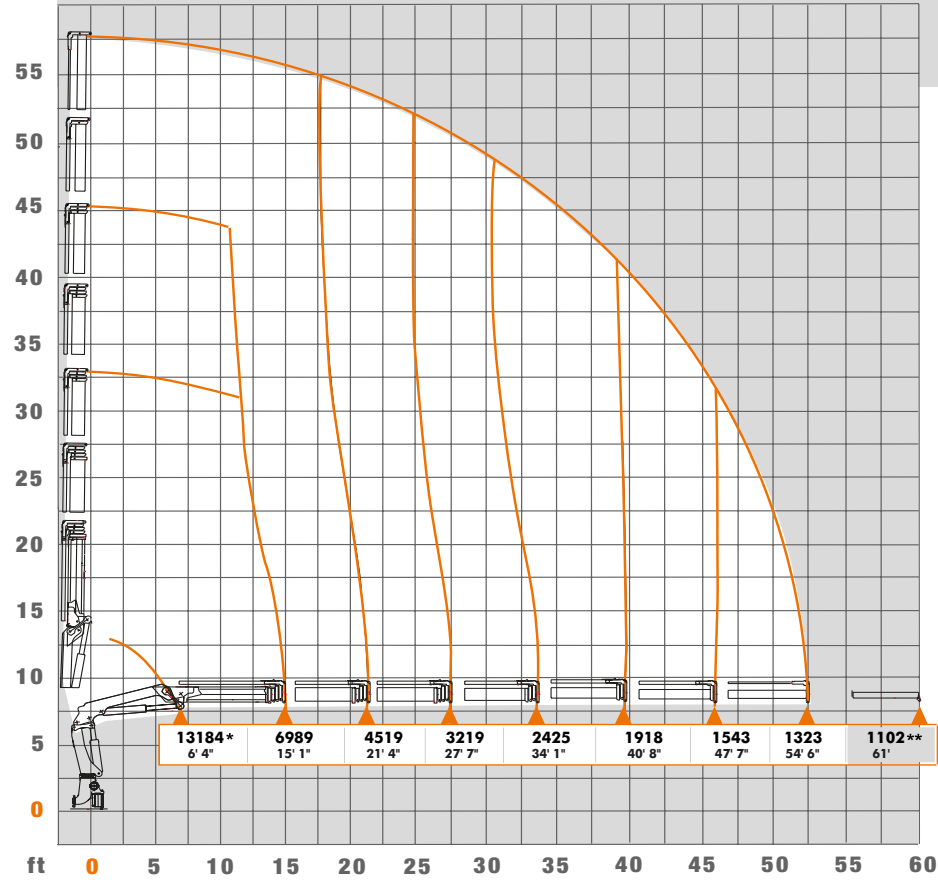
AVAILABLE & COST EFFECTIVE

Load Diagrams



AK 172.3E
A5-47' 3"/5/V105

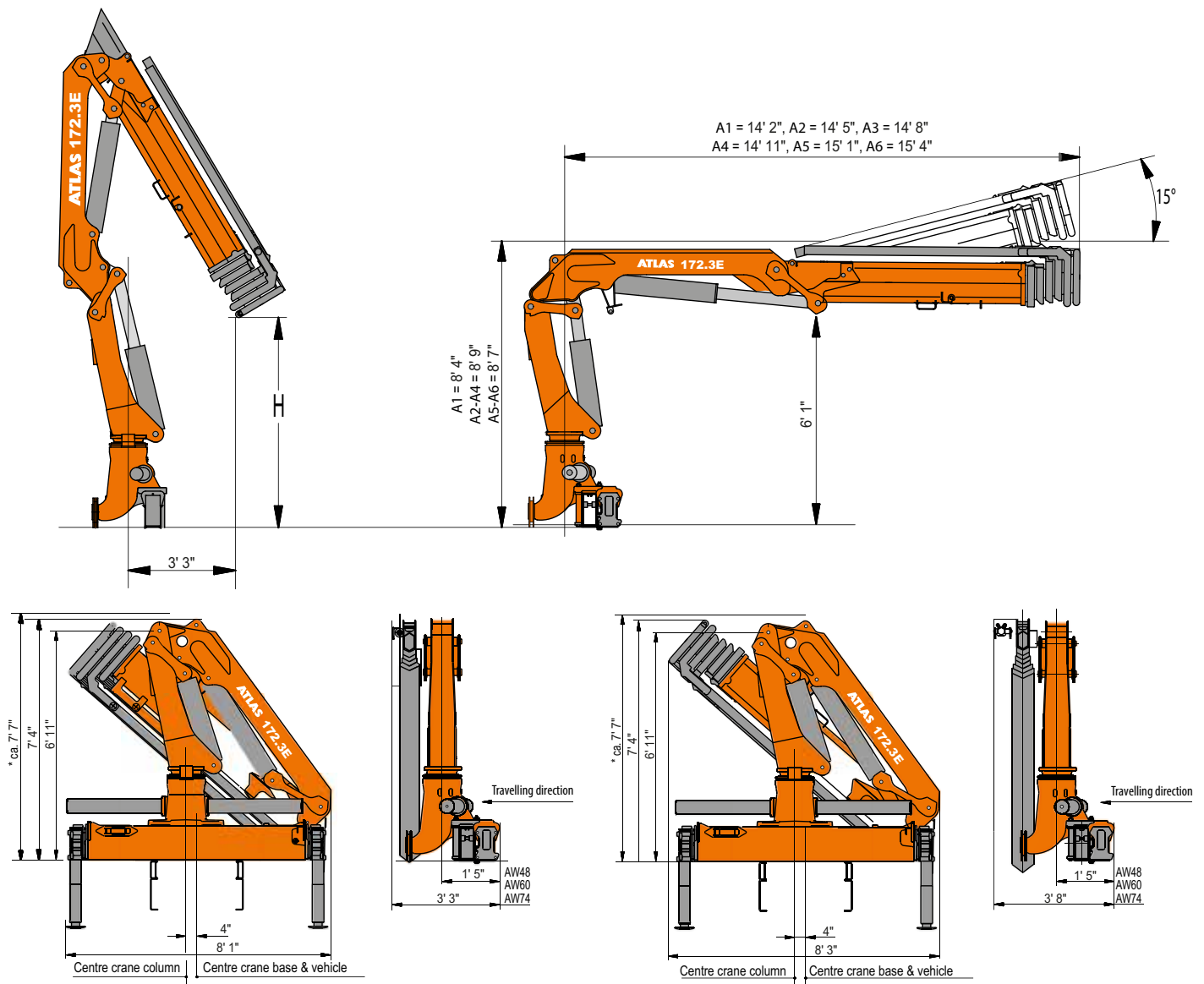
** - Optional { Manual extension
* ----- { additional load hook point at jib
 Boom position 15°











AK 172.3E
A6-54' 6"/6/V106

lbs
ft/in

Dimensions



* With hoses and pipes

AK 172.3E		HC1/HD4						
Weight without stabilizer extensions and stabilizer legs		H	Crane width	Operating pressure	Oil supply amount	Swivel range	Swivel moment	Lifting moment
								
lbs		ft/in	ft/in	psi	gal/min		tonf ft	tonf ft
A 1	3924	7' 10"	8' 1"	4496	11.9	410°	7.5	60.4
A 2	4277	7' 3"	8' 1"	4496	11.9	410°	7.5	58.6
A 3	4630	7' 2"	8' 1"	4496	11.9	410°	7.5	57.1
A 4	4850	6' 11"	8' 1"	4496	11.9	410°	7.5	55.6
A 5	5467	6' 9"	8' 3"	4496	11.9	410°	7.5	53.2
A 6	5798	6' 5"	8' 3"	4496	11.9	410°	7.5	52.7



Simple basic unit for load hook work

AVAILABLE & COST EFFECTIVE

Control options

Radio remote control provides the operator with the highest degree of security when controlling the loading crane. In order to guarantee precise, efficient and rational work, the operator can choose from a large number of designs and models.

HBC - Radio remote controls



Spectrum 2 – with 3 cross levers *

ABITRON - Radio remote controls



Nova XL – with 3 cross levers

* Optionally also with lighting in the upper hoop guard

ATLAS - Radio remote controls



ATLAS J3 – with 3 cross levers



EL -HMS Hand lever control, optional

All kinds of wireless link control are also available with a linear lever and a display. See Radio control brochure.

GANDERKESEE FACTORY

Atlas GmbH
Atlasstraße 6
D-27777 Ganderkesee,
Germany

Tel.: +49 (0) 4222 954 0
Fax: +49 (0) 4222 954 220
E-mail: info@atlasgmbh.com
www.atlasgmbh.com



VECHTA FACTORY

Atlas GmbH
Theodor-Heuss-Str. 3
D-49377 Vechta
Germany

T: +49 (0) 4441 954 0
F: +49 (0) 4441 954 299
E-mail: info@atlasgmbh.com
www.atlasgmbh.com



DELMENHORST FACTORY

Atlas GmbH
Stedinger Straße 324
D-27751 Delmenhorst
Germany

T: +49 (0) 4221 49 10
F: +49 (0) 4221 49 14 43
E-mail: info@atlasgmbh.com
www.atlasgmbh.com

ATLAS CRANES UK LTD NATIONAL SALES & SERVICE FACILITY

Wharfedale Road,
Euroway Trading Est.
Bradford, England BD4 6SL
United Kingdom

T: +44 8444 99 66 88
F: +44 1274 65 37 85
E-mail: atlasuk@atlasgmbh.com
www.atlas-cranes.co.uk
www.atlasgmbh.com



ATLAS SINCE 1919 **AK 172.3E**



www.atlasgmbh.com

ATLAS GmbH

CRANES

Atlasstraße 6

D-27777 Ganderkesee, Germany

T: +49 (0) 4222 954 0

F: +49 (0) 4222 954 220

info@atlasgmbh.com