

# ATLAS 10ZR



94 kNm



7,7 bis  
9,4 m



3,1 bis  
3,6 m



3,7 m



2.160 kg



420°



255 bar



25,8 kNm



1x



2x

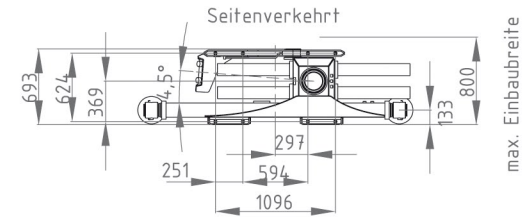
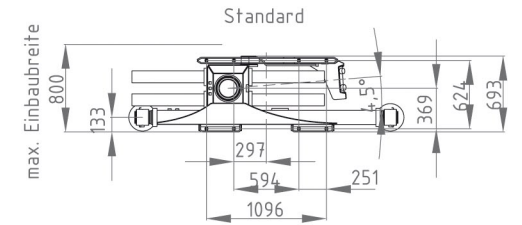
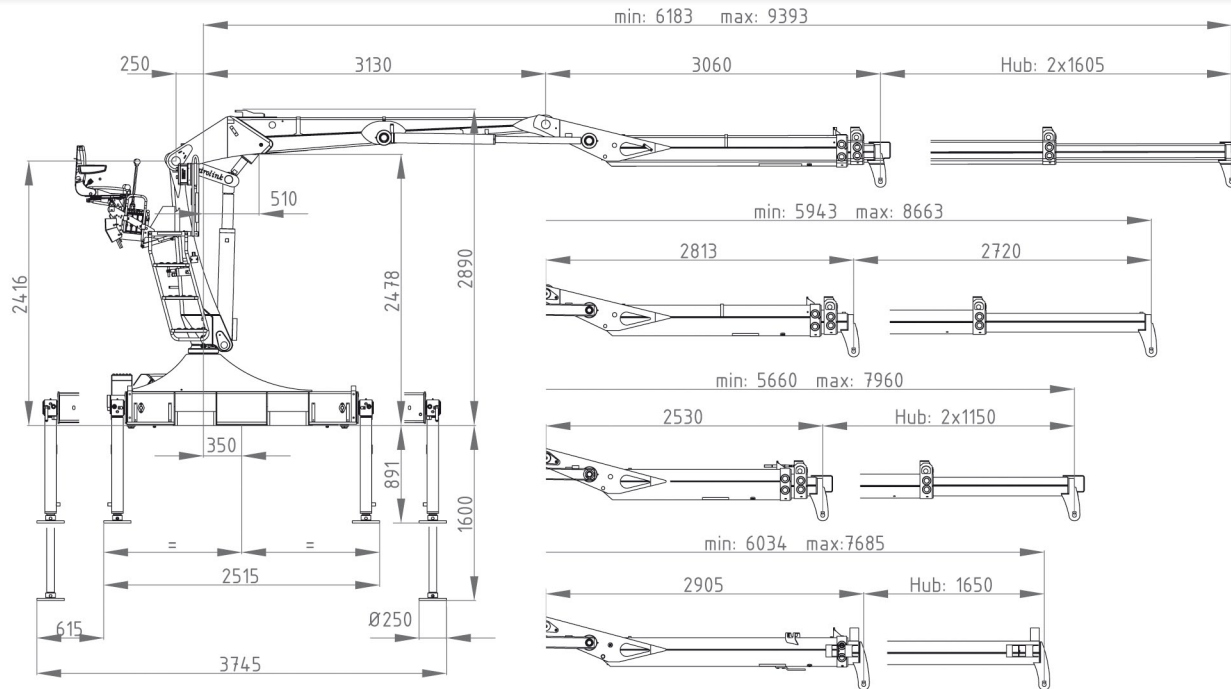


LS

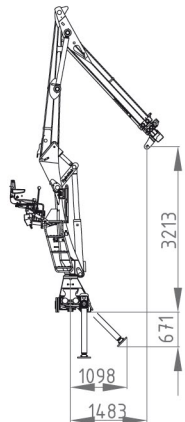
80 bis  
100 l/min  
ca. 46 kW

65 l/min  
ca. 60 kW

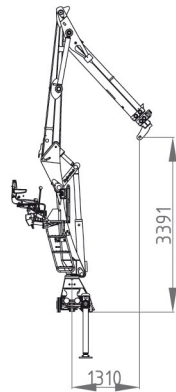
150 l/min  
ca. 70 kW



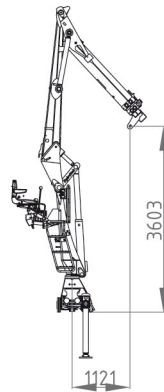
9,4m  
Schläuche innen



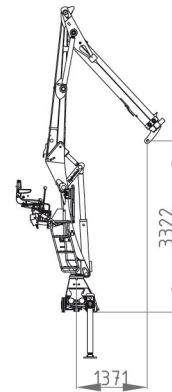
8,65m  
Schläuche innen



8,0m  
Schläuche innen



7,7m  
Schläuche außen/innen



	3m	4m	5m	6m	7m	8m	9m	
7,7m	3120	2330	1860	1540	1300	-	-	kg
8,0m	3050	2300	1830	1510	1285	-	-	kg
8,65m	3030	2280	1810	1490	1265	1090	-	kg
9,4m	3000	2250	1780	1460	1235	1060	922	kg

