

ATLAS 10Z



102 kNm



7,7 bis
9,4 m



3,1 bis
3,6 m



3,7 m



2.060 kg



420°



255 bar



25,8 kNm



80 bis
100 l/min

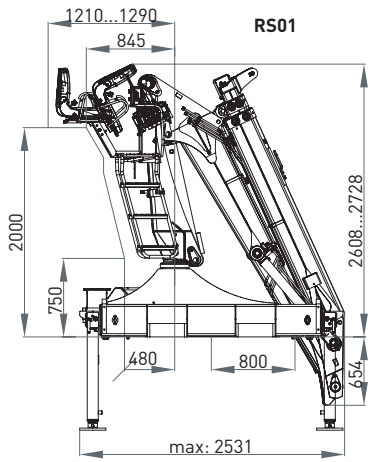


65 l/min

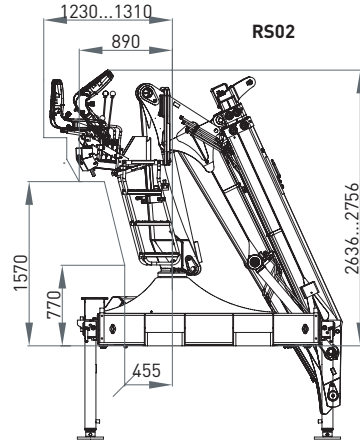


150 l/min

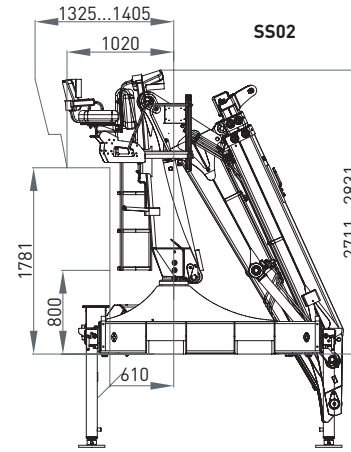
ca. 60 kW
ca. 70 kW



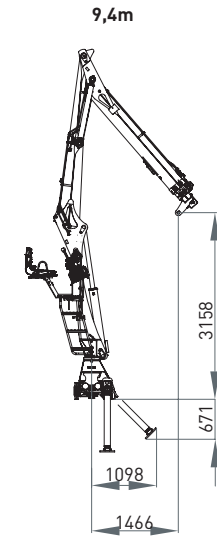
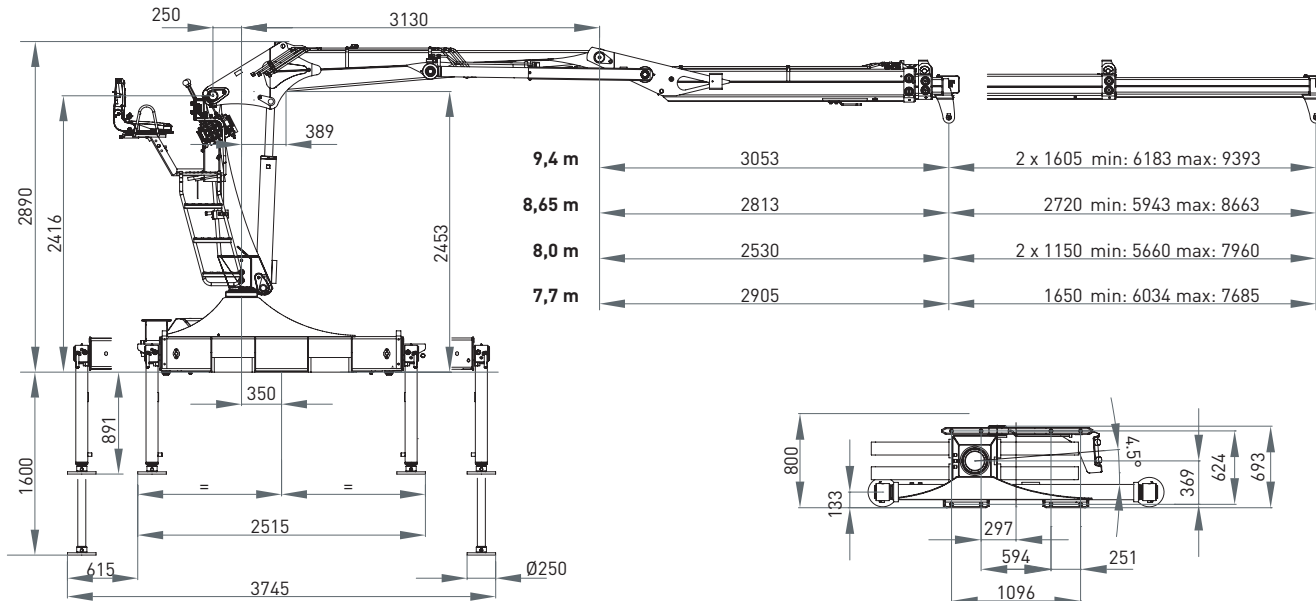
RS01



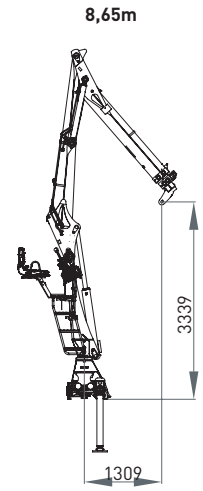
RS02



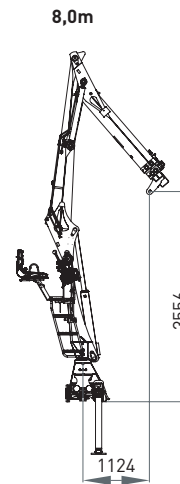
SS02



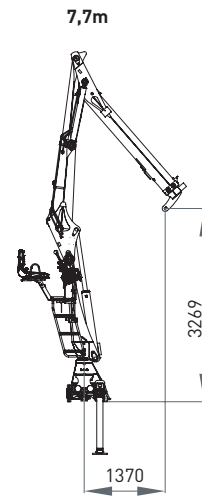
9,4m



8,65m



8,0m



7,7m

	3m	4m	5m	6m	7m	8m	
7,7 m	3900	2925	2340	1950	1626	-	kg
8,0 m	3810	2840	2305	1930	1610	-	kg
8,65 m	3715	2783	2230	1895	1580	1405	kg
9,4 m	3560	2670	2140	1850	1540	1370	kg